

BREAKFAST TIME!

UNIT HEALTHY FOOD



A NEED TO KNOW

Pizza, salad, ice-cream...

Role play

Questions

Tasks

EXECUTIVE FUNCTION SKILLS

- ✕ Working memory
- ✕ Flexibility

CALP

Plants

listen

Animal

point

Cow

draw

Sheep

trace

Chicken

repeat

Food

match

Vegetables

healthy

Fruits

unhealthy

ADVANCE ORGANIZER

[HTTPS://WWW.YOUTUBE.COM/WATCH?V=B0AB3213SYY](https://www.youtube.com/watch?v=B0AB3213SYY)



DRIVING QUESTION

Would you like to be healthier?

POSTER A

Food Guide Pyramid

Eat healthy
Live Well...!



POSTER B



SESSION 3: INTRODUCTION TO THE PROJECT EXEMPLARS

HOTS:

- ✖ Analyze: What makes a good poster?
Common components and qualities.
- ✖ Evaluate: Appropriate poster. Components:
Names, pictures, colours, title.
- ✖ Create: A draft poster

TEACHING SEQUECE

- + Session 1 Advance organizer and introduce Healthy eating *Problem-based learning- What if we eat to much junk food?*
- + Session 2 Continue with Healthy eating **cooperative learning-Three stay-one stray** What are food sections?
- + Session 3 Presentation of food and drinks **cooperative learning-Inside outside circle** What is healthy food?
- + Session 4 Work on questions and how to answer **Why is important to eat '5 a day'?**
- + Session 5 Work on role play **How can we eat better?**
- + Session 6 Continue working on role play and act it
- + Session 7 Work on the task





TASK

- ✖ Presentation: food sections.
- ✖ Practice: draw a triangle or circle including 4 sections.
- ✖ Performance. Students will share they pictures.

BENCHMARK AND CHECKLIST

- ✖ 1 Has it got pictures on the correct category?
- ✖ 2 Has it got title?
- ✖ 3 Has it got all the categories?
- ✖ 4 Has the leaflet a clear presentation?

Student Name: _____ Date: _____

| | | | | |
|---|---|---|---|---|
| <p>This project shows that the student:</p> <p>(3, 2, 1, or 0 points)</p> |  |  |  |  |
| 1. Followed Directions | | | | |
| 2. Understood New Concepts: | | | | |
| 3. Used Creativity; Did Not Copy | | | | |
| 4. Used Good Craftsmanship | | | | |
| 5. Has a Good Composition | | | | |
| 6. Used Time Wisely; Finished Project | | | | |
| 7. Used Art Materials Correctly | | | | |
| 8. Signed Name on Project | | | | |
| <p>Total Possible Points: 24</p> <p>Total Points Earned: _____</p> | <p>Comments:</p> | | | |

*I would use something similar to this one. In this case I will change the point 1. to follow instructions

RUBRIC